

## URBM36SIWPRY/URBM36SNNPRY



### FEATURES & BENEFITS

- True Flush Installation with 90 Degree Opening Hinge
- Stainless Steel Inner Liner
- URBM36SIWPRY with Internal Filtered Water Dispenser
- Metal Cooling with Stainless Steel Back Interior
- Holiday Mode, Eco Mode
- The soft close drawers offer the optimal storage for fruits and veggies in the crisper, while the pantry drawer allows you to pick the temperature setting best suited for storing deli, cheese, wine, meat or cheese.
- Reversible door allows you to choose between right or left swing for installation flexibility.
- Energy Star: Meets specific efficiency standard to show efficient energy usage which means cost saving and is more environmental friendly.
- Adjustable Spill Proof Glass Shelves: Contain the mess and make cleanup easy by containing spills, preventing them from leaking down.
- Full Size LED Ceiling Panel: White LED ceiling interior illuminates the interior with bright white light.

### REFRIGERATOR FEATURES

Control Display	LED
Automatic Defrost	Yes
Internal Filtered Water Dispenser	Yes
Interior Lighting	Full Size Sky LED Panel
Spill Proof Shelves	3
Crisper	1
Door Racks	3 (2 + 1 gallon rack)
Flexizone Box (new term)	1
Fan Ventilation	Yes
Air Duct	ABS with Stainless Steel Cover
Deodorization Carbon	Yes
Compressor	Variable speed with inverter

### FREEZER FEATURES

Automatic Defrost	Yes
Large Freezer Drawer	1
Metal Freezer Drawer	1
Automatic Ice maker	Yes
Ice Cube Tray	Yes
Ice Weight/Day	3.9 lbs

### PERFORMANCE

Energy Star Qualified	Yes
Climate Class	SN-T
Annual Energy Consumption	TBD (kWh/year)
Refrigerant	R600a
Supply Voltage, V/Hz	110V - 50/60HZ
Rated Current, A	2
Noise Level, dBA	43

### TEMPERATURE

Refrigerator Temp Range	F: 46° to 35° C: 8° to 2°
Chiller Zone Temp Range	F: 41° to 30° C: 5° to -1°
Freezer Temp Range	F: 5° to -11° C: -15° to -24°

### COLOR OPTIONS

Stainless Steel	Available
Panel Ready	Yes

### CONTROL

Cooling System	Dual Evaporator, Frost Free Cooling
Control System	Electronic Control

# ILVE 36" Built-In Bottom Freezer Refrigerator



## CAPACITIES

Total Net Vol. (Cu. Ft.)	19.8
Fresh Food Net Vol. (Cu. Ft.)	14.2
Freezer Net Vol. (Cu. Ft.)	5.6

## DIMENSIONS & WEIGHT

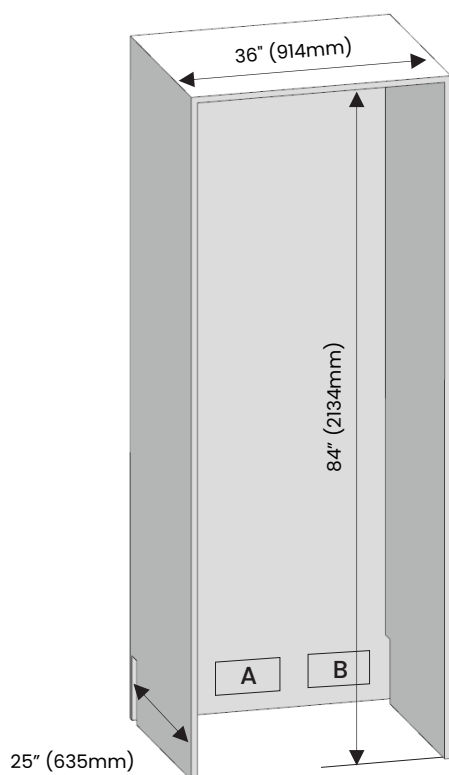
Product Dimentions, HxWxD (Depth without door panel)	in: 83 <sup>9</sup> / <sub>16</sub> x 35 <sup>3</sup> / <sub>4</sub> x 23 <sup>5</sup> / <sub>16</sub> mm: 2123 x 908 x 592
Package Dimentions HxWxD	in: 90 <sup>9</sup> / <sub>16</sub> x 38 <sup>1</sup> / <sub>4</sub> x 26 <sup>3</sup> / <sub>8</sub> mm: 2300 x 972 x 670
40'HC Loading Quantity	36
Product Weight	lb: TBH
Top Panel HxW	in: 51 <sup>1</sup> / <sub>16</sub> x 35 <sup>3</sup> / <sub>4</sub> mm: 1297 x 908
Bottom Panel HxW	in: 28 <sup>11</sup> / <sub>16</sub> x 35 <sup>3</sup> / <sub>4</sub> mm: 729 x 908
Min. Panel Thickness	in: 5/8 mm: 16

## ACCESSORIES (OPTIONAL)



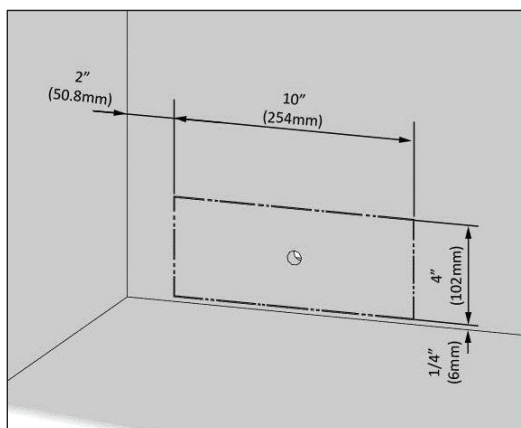
URWF3906A2  
Water Filter Replacement

## CABIN DIMENSIONS

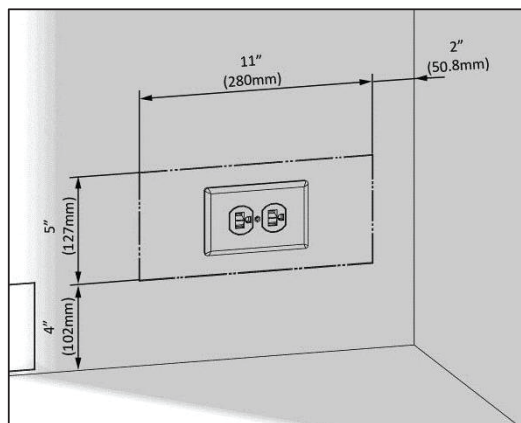


- Cabin dimensions below must be checked before starting the installation.

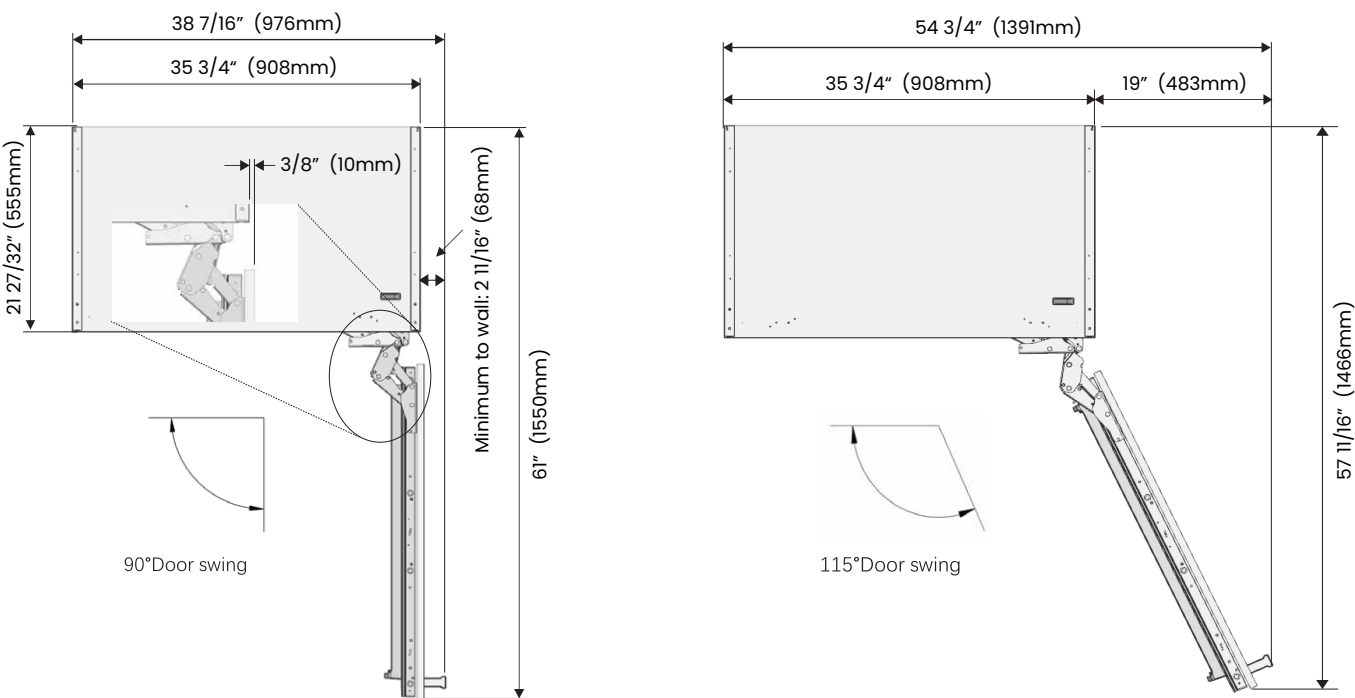
### A. Location of the water system



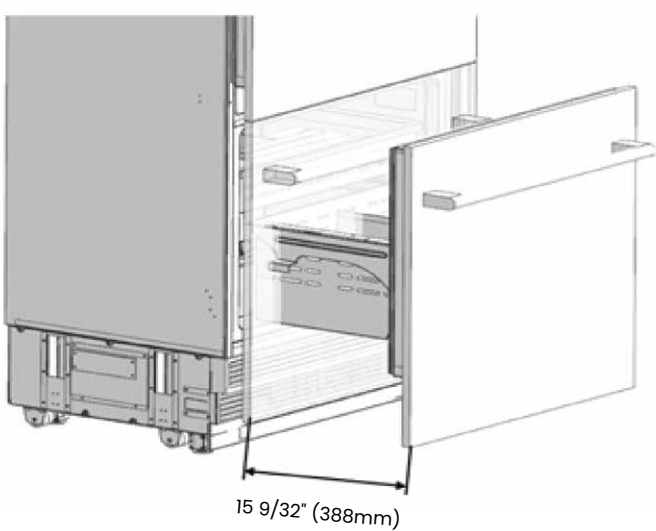
### B. Location of the electrical wiring



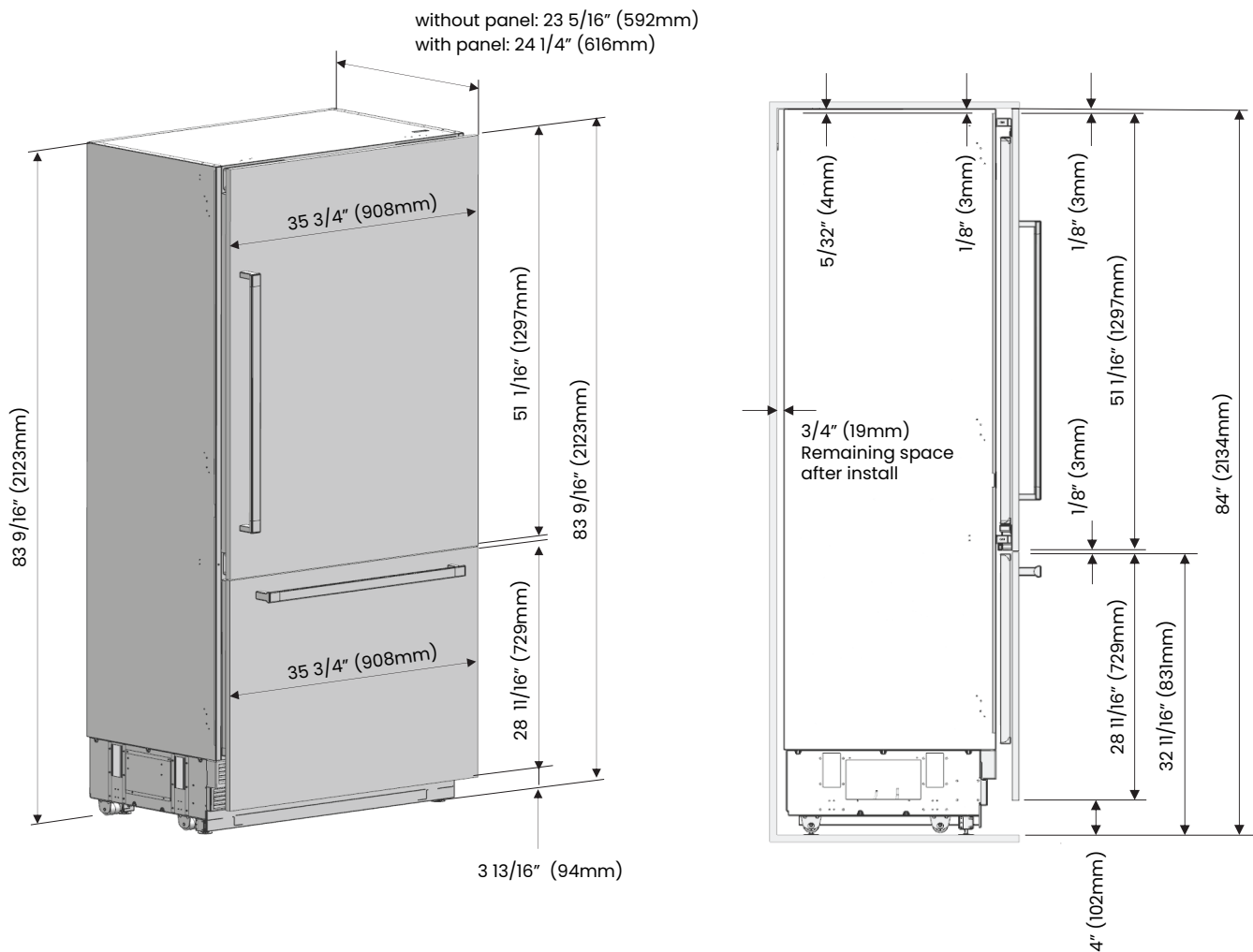
TOP VIEW CLERANCE



FREEZER DRAWER CLERANCE



PRODUCT DIMENSIONS



Specifications are for planning purposes only. Refer to installation instructions and consult your countertop supplier prior to making counter opening. Consult with a heating and ventilation engineer for your specific ventilation requirements. For the most detailed information, refer to installation instructions accompanying product or write to ILVE indicating the model number. Specifications are correct at time of printing. ILVE reserves the right to change product specifications or design without notice.