

## URFC30SNWPRY



### FEATURES & BENEFITS

- True Flush Installation with 90 Degree Opening Hinge
- Stainless Steel Inner Liner
- Metal Cooling with Stainless Steel Back Interior
- Easy to Read Digital Display with Touch Controls
- Holiday Mode, Eco Mode
- The soft close drawers offer adjustable temperature between 30°F – 41°F provides the optimal storage for fruits and veggies in the crisper, while the pantry drawer allows you to pick the temperature setting best suited for storing deli, cheese, wine, meat or cheese.
- Reversible door allows you to choose between right or left swing for installation flexibility.
- Energy Star: Meets specific efficiency standard to show efficient energy usage which means cost saving and is more environmental friendly.
- Internal Water Dispenser
- Adjustable Spill Proof Glass Shelves: Contain the mess and make cleanup easy by containing spills, preventing them from leaking down.
- Full Size LED Ceiling Panel: White LED ceiling interior illuminates the interior with bright white light.
- When enabled, all lights, alarms and display panels will be switched off to conserve energy.

### REFRIGERATOR FEATURES

Control Display	LED
Automatic Defrost	Yes
Internal Filtered Water Dispenser	Yes
Interior Lighting	Full Sized Sky LED Light
Spill Proof Shelves	3
Crisper	4 (1 Crisper + 3 Chiller)
Door Racks	3 (2 + 1 gallon rack)
Compressor	Variable speed with inverter
Fan Ventilation	Yes
Air Duct	ABS with Stainless Steel Cover

### PERFORMANCE

Energy Star Qualified	Yes
Climate Class	SN-T
Annual Energy Consumption	TBD (kWh/year)
Refrigerant	R600a
Supply Voltage, V/Hz	115V – 60HZ
Rated Current, A	2
Noise Level, dBA	41

### TEMPERATURE

Refrigerator Temp Range	F: 46° to 35° C: 8° to 2°
Chiller Zone Temp Range	F: 41° to 30° C: 5° to -1°

### COLOR OPTIONS

Stainless Steel	Available
Panel Ready	Yes

### CONTROL

Cooling System	Frost Free Cooling
Control System	Electronic Control

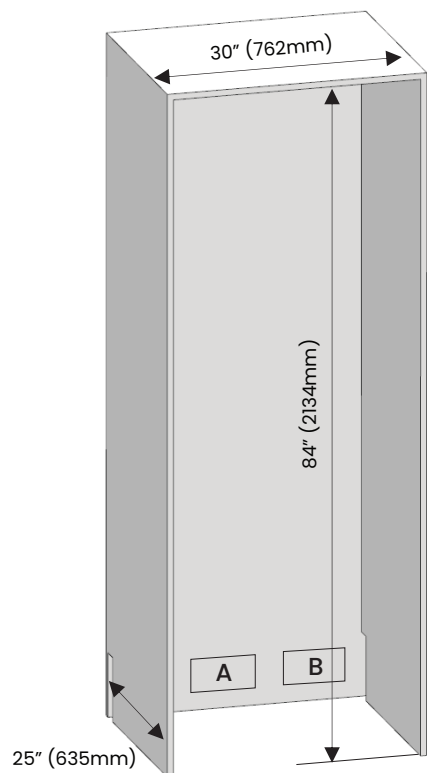
### CAPACITIES

Total Net Vol. (Cu. Ft.)	15.93
--------------------------	-------

### DIMENSIONS & WEIGHT

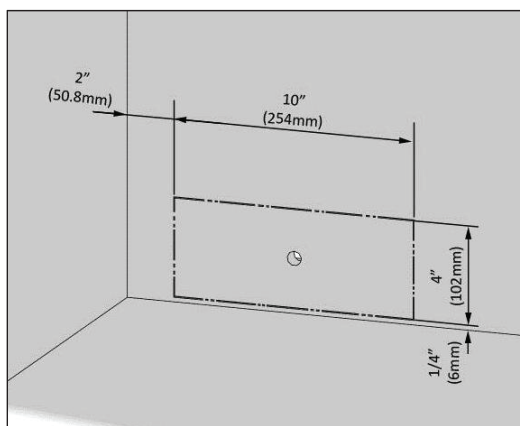
Product Dimentions, HxWxD (Depth without door panel)	in: 83 <sup>9/16</sup> x 29 <sup>3/4</sup> x 23 <sup>5/16</sup> mm: 2123 x 756 x 592
Package Dimentions HxWxD	in: 90 <sup>9/16</sup> x 32 <sup>3/8</sup> x 26 <sup>3/8</sup> mm: 2300 x 820 x 670
40'HC Loading Quantity	45
Product Weight	lb: TBH
Panel HxW	in: 79 <sup>15/16</sup> x 29 <sup>3/4</sup> mm: 2030 x 756
Min. Panel Thickness	in: 3/4 mm: 19

## CABIN DIMENSIONS

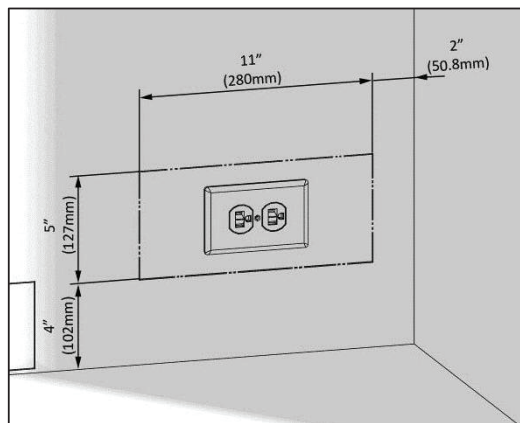


- Cabin dimensions below must be checked before starting the installation.

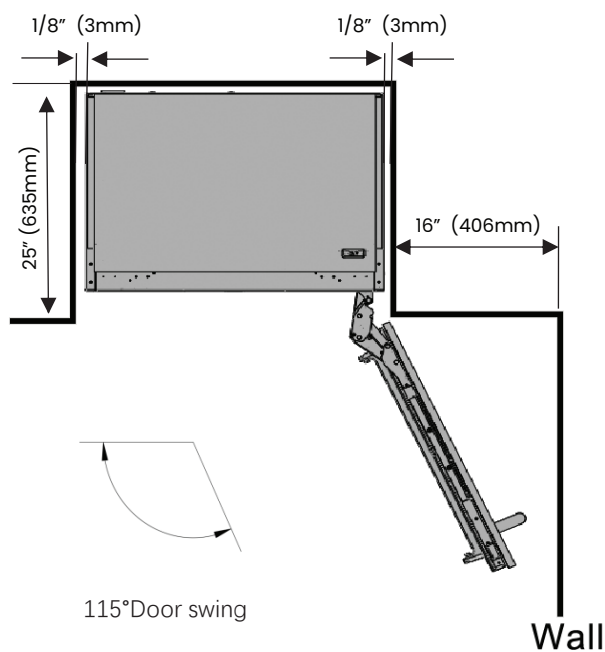
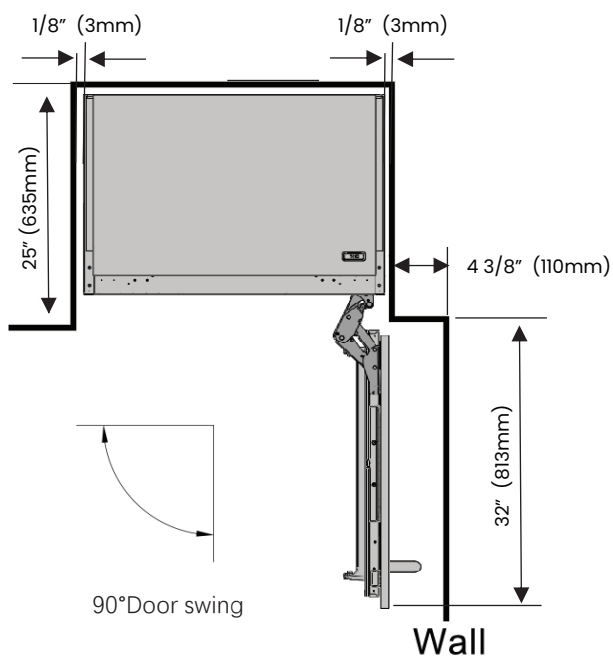
### A. Location of the water system



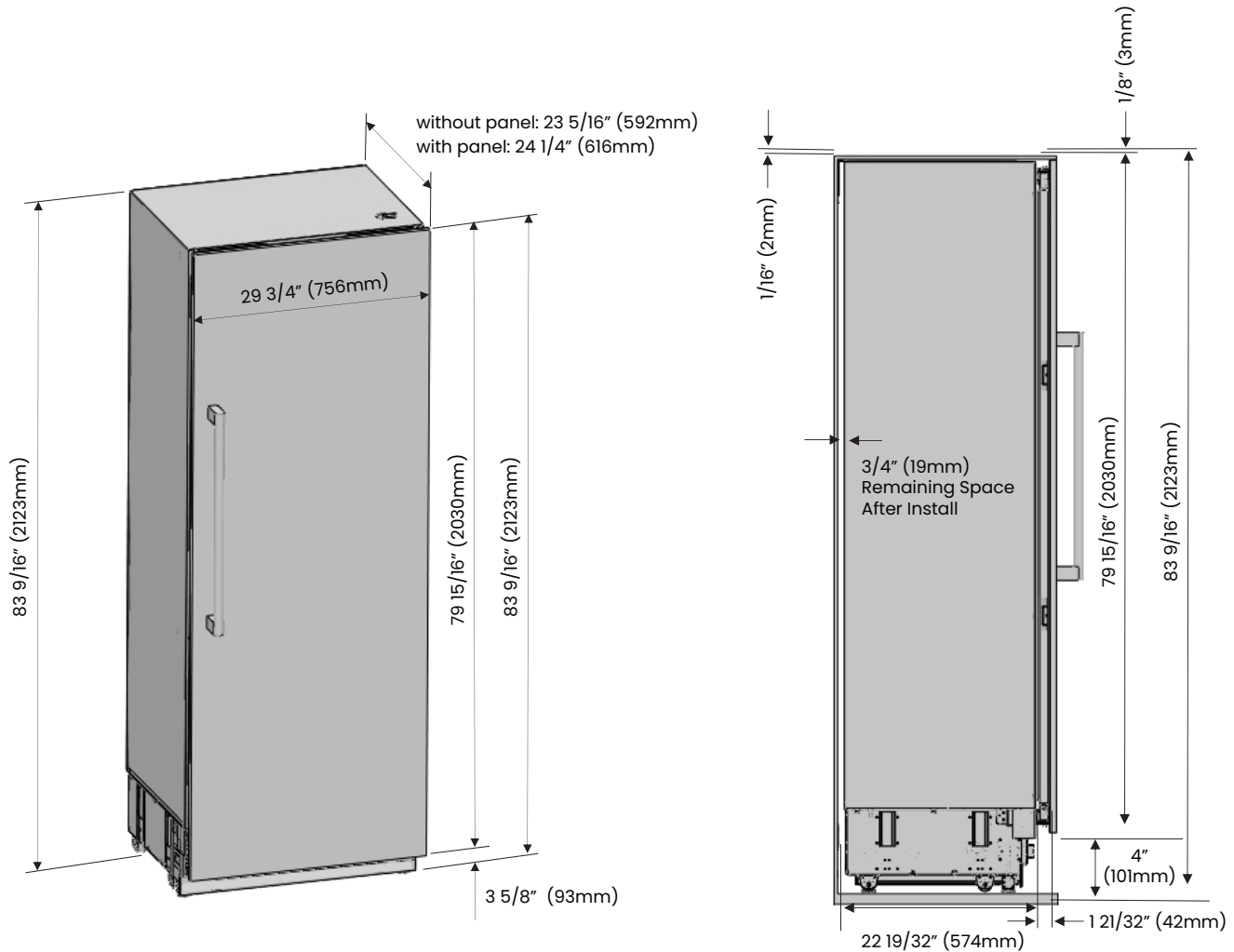
### B. Location of the electrical wiring



## TOP VIEW CLERANCE



## PRODUCT DIMENSIONS



## ACCESSORIES (OPTIONAL)



**URWF3906A2**  
Water Filter Replacement

Specifications are for planning purposes only. Refer to installation instructions and consult your countertop supplier prior to making counter opening. Consult with a heating and ventilation engineer for your specific ventilation requirements. For the most detailed information, refer to installation instructions accompanying product or write to ILVE indicating the model number. Specifications are correct at time of printing. ILVE reserves the right to change product specifications or design without notice.