

ILVE 36" Built-In Column Refrigerator



URFC36SNWPRY



FEATURES & BENEFITS

- True Flush Installation with 90 Degree Opening Hinge
- Stainless Steel Inner Liner
- Metal Cooling with Stainless Steel Back Interior
- Easy to Read Digital Display with Touch Controls
- Holiday Mode, Eco Mode
- The soft close drawers offer adjustable temperature between 30°F – 41°F provides the optimal storage for fruits and veggies in the crisper.
- Reversible door allows you to choose between right or left swing for installation flexibility.
- Energy Star: Meets specific efficiency standard to show efficient energy usage which means cost saving and is more environmental friendly.
- Adjustable Spill Proof Glass Shelves: Contain the mess and make cleanup easy by containing spills, preventing them from leaking down.
- Full Size LED Ceiling Panel: White LED ceiling interior illuminates the interior with bright white light.
- When enabled, all lights, alarms and display panels will be switched off to conserve energy.
- Panel Ready: Comes with the door unfinished to allow for custom panel installation that you can use to match your cabinetry, letting you create a seamless and hidden look.
- ILVE Color Door Panels: Matching ILVE door panels to fit in your ILVE kitchen suite.

COLOR



HANDLE



REFRIGERATOR FEATURES

Control Display	LED
Automatic Defrost	Yes
Internal Filtered Water Dispenser	Yes
Interior Lighting	Full Sized Sky LED Light
Spill Proof Shelves	3
Door Racks	3 (2 + 1 gallon rack)
Crisper	4 (1 Crisper + 3 Chiller)
Compressor	Variable speed with inverter
Compressor Location	Bottom Mount Compressor
Air Duct	ABS with Stainless Steel Cover
Fan Ventilation	Yes
Joiner Kits	Included

PERFORMANCE

Energy Star Qualified	Yes
Climate Class	SN-T
Refrigerant	R600a
Supply Voltage, V/Hz	115V – 60HZ
Rated Current, A	2
Noise Level, dBA	43

TEMPERATURE

Refrigerator Temp Range	46°F to 35°F
Chiller Zone Temp Range	41°F to 30°F

COLOR OPTIONS

Stainless Steel	Available
Panel Ready	Yes

CONTROL

Cooling System	Frost Free Cooling
Control System	Electronic Control

CAPACITIES

Total Net Vol. (Cu. Ft.)	20.1
--------------------------	------

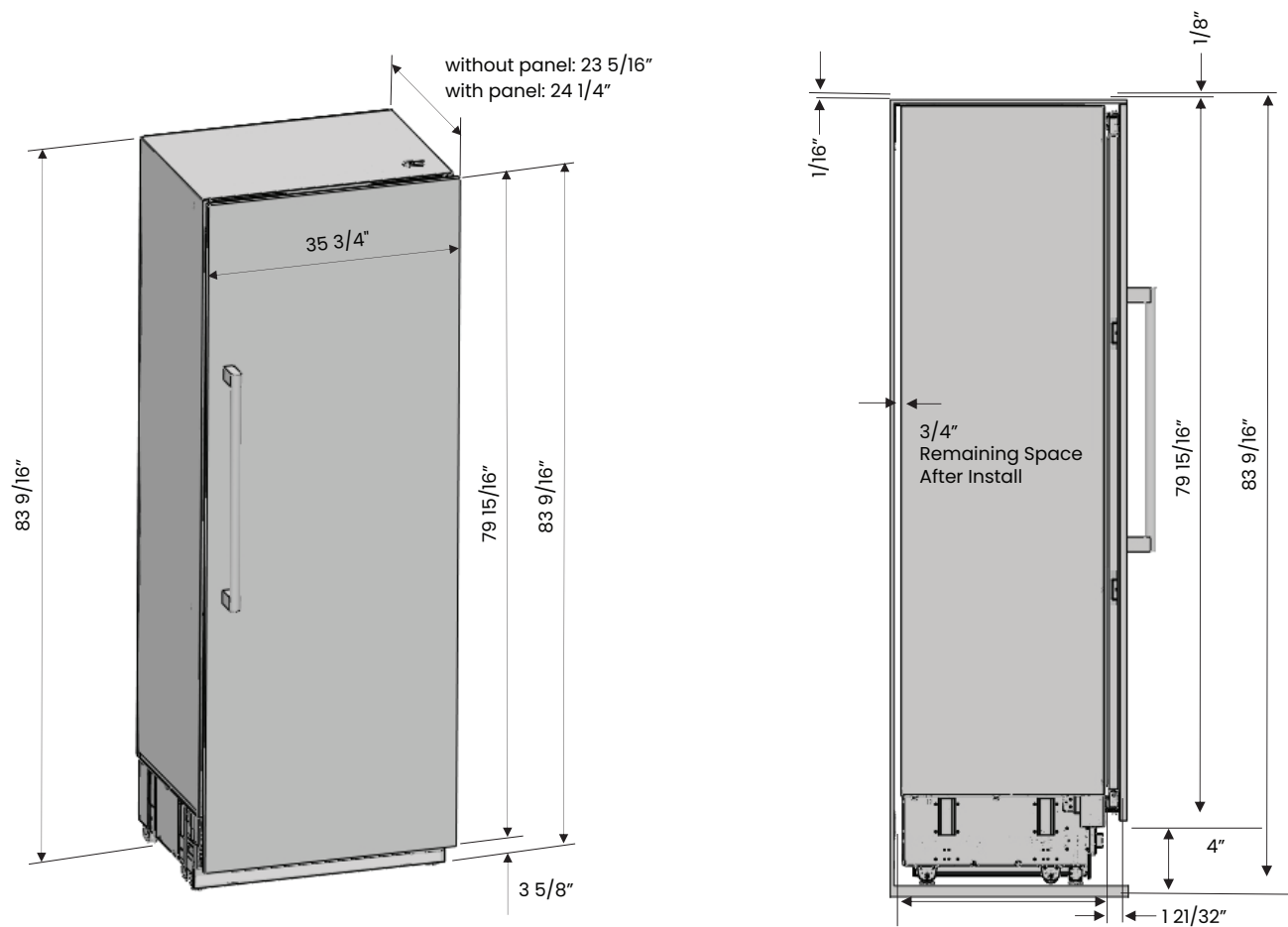
DIMENSIONS & WEIGHT

Product Dimentions, HxWxD (Depth without door panel)	83 ^{9/16} x 35 ^{3/4} x 23 ^{5/16} inch
Package Dimentions HxWxD	90 ^{9/16} x 38 ^{3/4} x 26 ^{3/8} inch
Product Weight	lb: TBH
Panel HxW	79 ^{15/16} x 35 ^{3/4} inch
Min. Panel Thickness	3/4 inch
Max. Door Panel Weight	66 lbs.

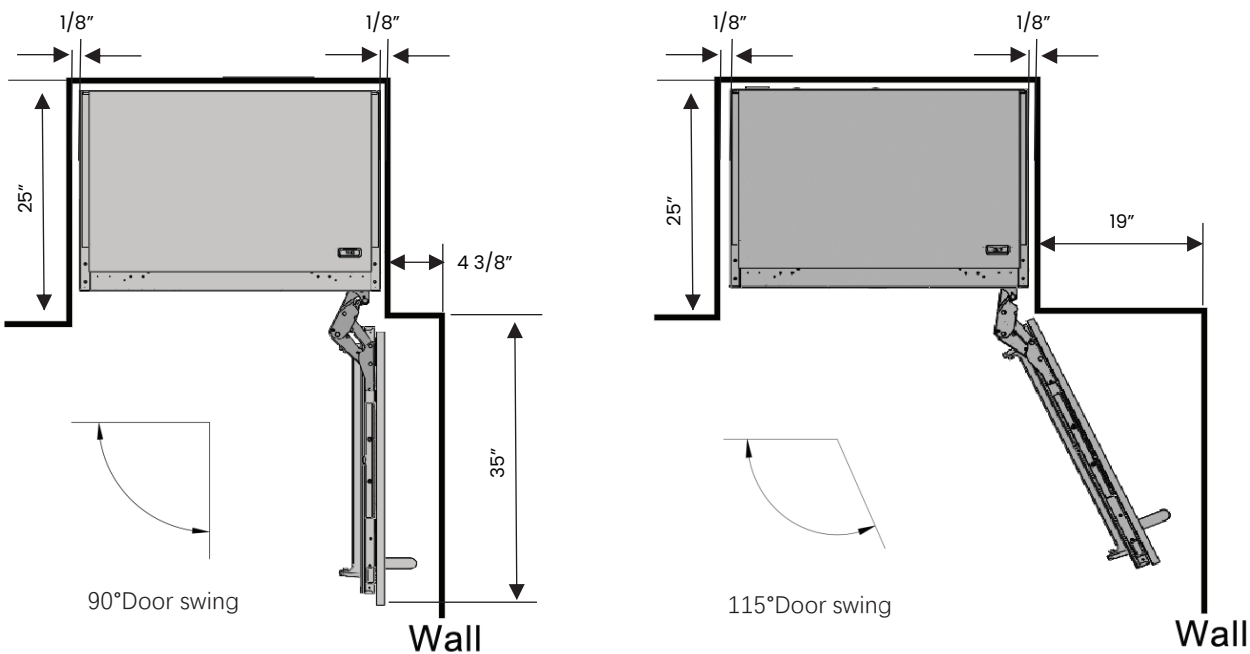
WARRANTY

Parts and Labor	2 Years
Sealed Compressor	5 Years

PRODUCT DIMENSIONS

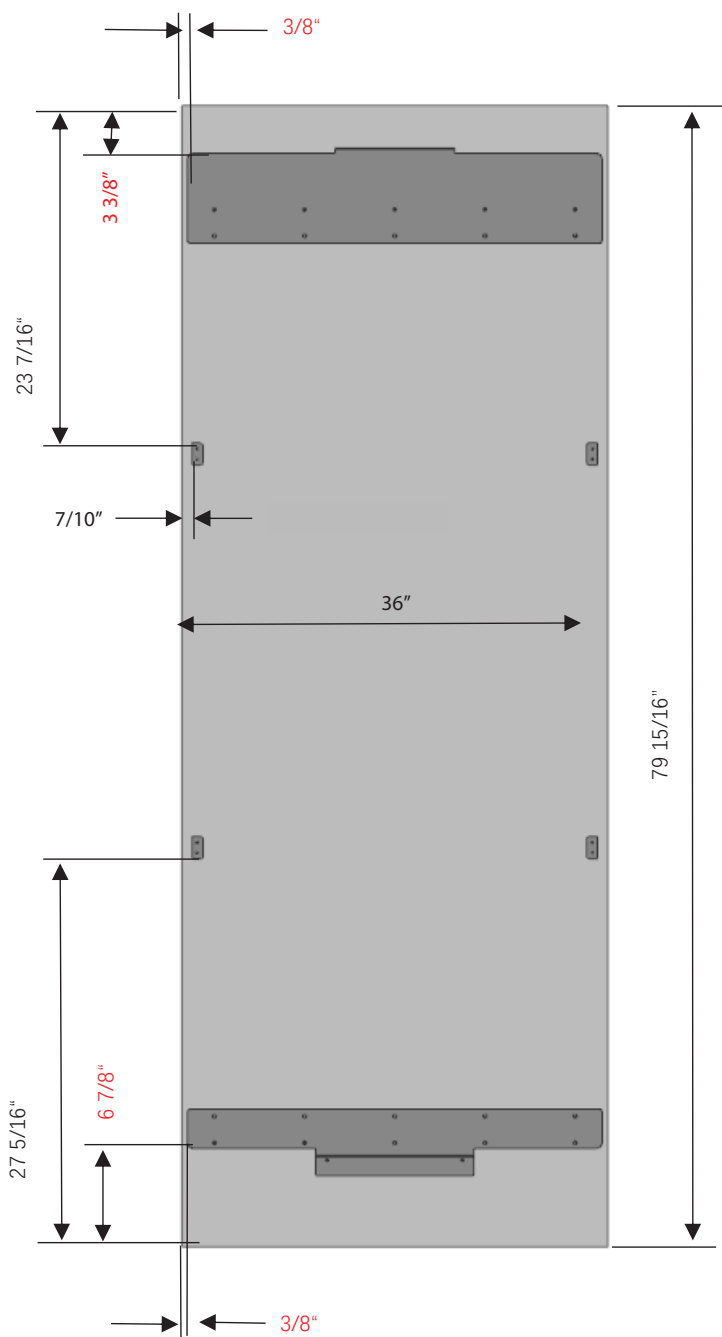


TOP VIEW CLERANCE

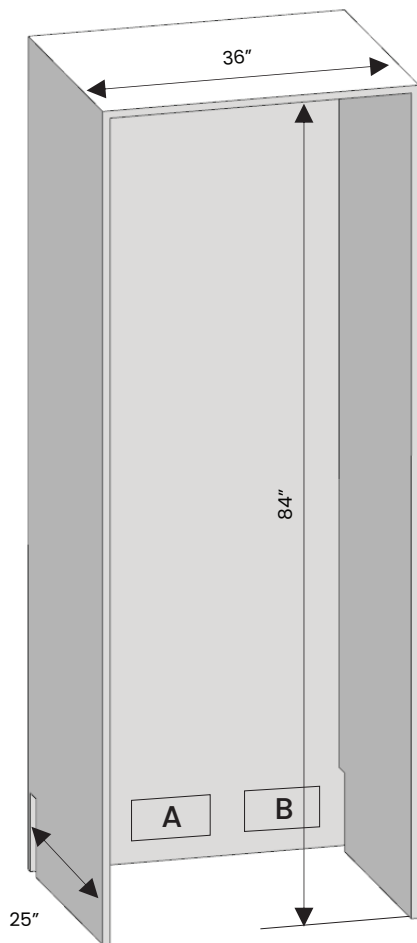


PANEL DIMENSIONS

Minimum thickness of the door must be 3/4"

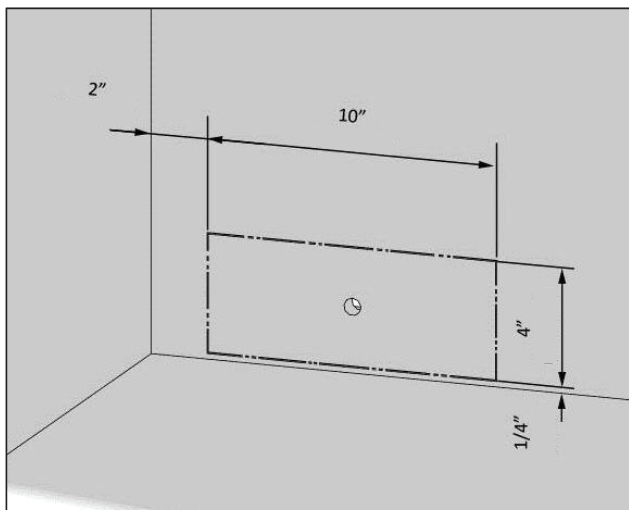


CABIN DIMENSIONS

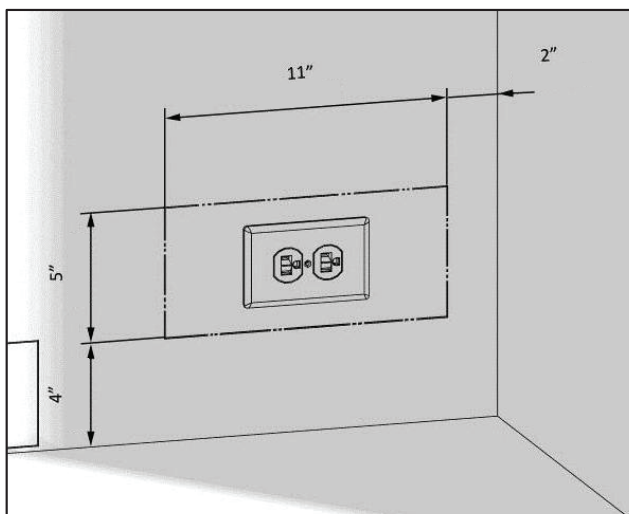


- Cabin dimensions below must be checked before starting the installation.

A. Location of the water system



B. Location of the electrical wiring



ACCESSORIES (OPTIONAL)



URWF3906A2
Water Filter Replacement

Specifications are for planning purposes only. Refer to installation instructions and consult your countertop supplier prior to making counter opening. Consult with a heating and ventilation engineer for your specific ventilation requirements. For the most detailed information, refer to installation instructions accompanying product or write to ILVE indicating the model number. Specifications are correct at time of printing. ILVE reserves the right to change product specifications or design without notice.